

Have you ever wished you could dress a princess? Well, here's your chance!

Cut out and colour our pretty princess paper doll and have fun decorating her amazing wardrobe. Whether she's going to a glamorous film premiere or a glitzy royal ball, it's up to you to make sure the princess looks just fabulous!

Ingredients

- Plain white printer paper
- Glue
- Thin card (an empty cereal box is perfect)
- Decorations: glitter, sequins, ribbon, etc... (optional)

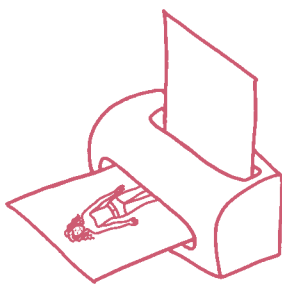
Equipment

- Computer printer
- Colouring pencils, crayons or felt pens
- Scissors

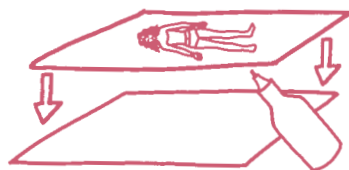


Instructions


- 1** First of all, download and print out the picture of your princess doll, her clothes and foot-stand.



- 2** Cover the back of your princess picture with glue and then stick it to a piece of thin cardboard. Smooth the paper down carefully so there are no wrinkles and then leave it to dry. Do the same with the foot-stand. You don't need to do this with the clothes.



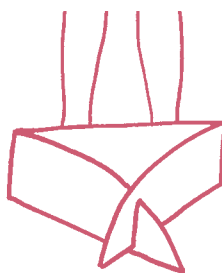
- 3** Use crayons, pencils or felt pens to colour in the pictures. If you want to make the clothes look extra-special, try decorating some of them with glitter, sequins, ribbon, feathers or even scraps of shimmery material.



- 4** Cut around the outline of your paper princess and then snip along the dotted lines either side of her feet. (You might want to ask a grown-up to help out with this step.)




- 5** Stand your princess up using the foot-stand. Fold the foot-stand along the dotted lines and connect the slits, so the stand forms a triangular shape.



- 6** Next, cut out the princess' clothes. Remember to snip around the little tags as well as the outfits themselves.




- 7** To dress your paper princess, position the clothes in front of her body and then fold the tags around to the back to hold them in place.




TOP TIP:

Add your own patterns or designs to the princess' clothes – heart shapes, flowers, stripes or spots all look fantastic, or why not try cutting up old magazines and sticking them on to make a cool collage effect? Print and cut out a few sets of clothes if you want to try more than one ideal

Make A Paper Princess!



Make A Paper Princess!



Make A Paper Princess!

