



## It's green, it's gooey and it's brilliant fun!

Yep, it's icky sticky slime, and you're about to learn how to make as much as you like, whenever you want. If you're feeling really generous, you could even put some in a pot – it makes a great gift for your mates (but probably not your grandma)!

### Ingredients

- Borax powder (this is a cleaning solution, and you can usually find it in the supermarket next to washing powder and detergents)
- Cold water
- PVA glue
- Food colouring
- Glitter (optional)

### Equipment

- Tablespoon
- Measuring jug
- Mixing bowl
- Teaspoon




## Instructions

**1** Before you start, make sure you're wearing old clothes or an apron, and cover any furniture or carpets which could be stained. Slime is messy stuff!




**2** Now you're ready to get going. Measure 275ml of cold water into a jug and stir in 3 tablespoons of Borax powder.



**3** Into a separate mixing bowl, add 5 tablespoons of PVA and 5 tablespoons of cold water. Stir them together to make a smooth mixture.



**4** Add a few drops of green food colouring. If you want to make your slime look even stranger, you could sprinkle in a small amount of green glitter, too.




**5** Pour a teaspoonful of the Borax solution into your green PVA mixture and begin stirring. It should start to feel thicker almost straight away.



**6** Keep adding the Borax solution a teaspoonful at a time, and stir thoroughly each time. Eventually, the green mixture should be thick enough for you to pick it up in your hands.

**7** Scoop it out of the bowl and knead between your hands. If it feels very sticky, rinse it under the cold tap to get rid of any excess glue.



**8** You're done! To stop your slime drying out, remember to store it in an airtight container, and always wash your hands after you've touched it.



### TOP TIP:

Slime is traditionally green, but there's no reason you can't make it any colour you like. Blue gives it an especially alien kind of look, or why not mix food colouring to make really wild shades of orange or purple?

! Keep slime away from younger brothers or sisters who might be tempted to put it in their mouths or eat it. It's safe to play with, but not to scoff!